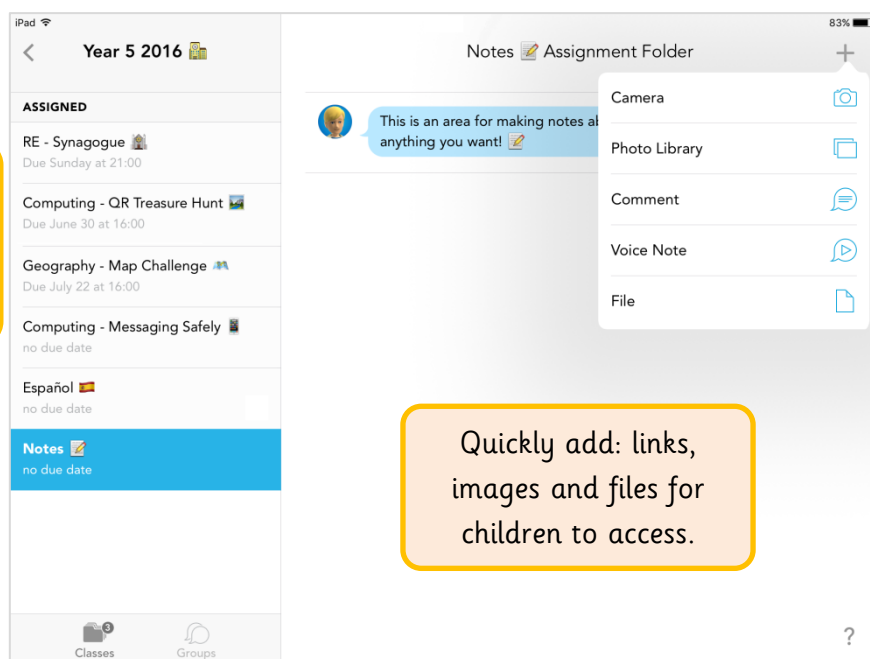


Ideas for Using showbie

Sharing Resources for Lessons



Create assignments to organise tasks into.

Children can easily upload their work and annotate on images and documents.

Quickly add: links, images and files for children to access.

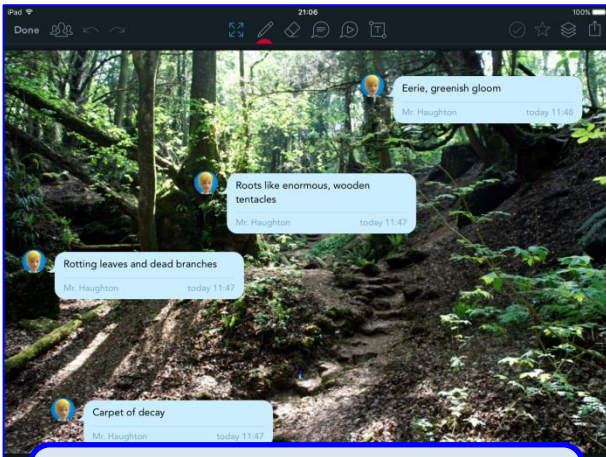
Ideas for Class Discussions (Collaborative Working)

- Share interesting facts discovered after doing online research.
- Share WAGOLLs – student documents, photos (e.g. art work or stages of a science investigation) and videos (e.g. of a process like a calculation).
- Share predictions and estimates before doing a task.
- Create a collaborative list of ideas (e.g. top tips), vocabulary (e.g. to describe a setting) or questions (e.g. for KWL grids).
- Let children quiz each other – either to revise a topic or to learn more about a significant person (e.g. hot seating).
- Let children given feedback on others' work (e.g. two stars and a wish).

Flipped Learning (Pre-Lesson Activities for Children)

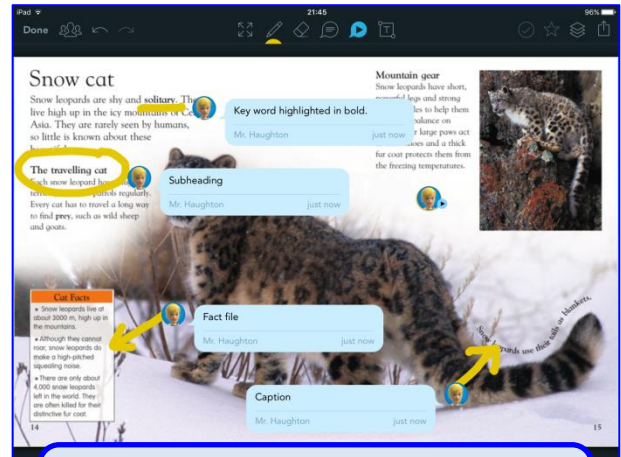
- Look up the definitions of some key vocabulary.
- Watch a video. *Can you summarise it?*
- Find an image of something/somewhere (online or by taking a photo). *Can you write a caption for it?*
- Research three fascinating facts from a particular website.
- Do a matching activity (cause-effect, issue-explanation, rule-reason, for-against etc.).
- Read a text and comprehend it. *What are the key language features of it? What is its purpose? How does it make you feel? Why do you think the author has...?*
- Create a list associated with a text/topic - adjectives, sentence structures, number sequences etc.
- Play a game online - such as to practice multiplication tables.
- Complete or make up a challenge - research the answer to a question, solve a riddle, test a hypothesis, explain the best response to a concept cartoon, scan a QR code to find a hidden message etc.
- Create a pneumonic or memory story to help remember something (e.g. steps in a process, words in an order etc.).

Annotating Documents and Images



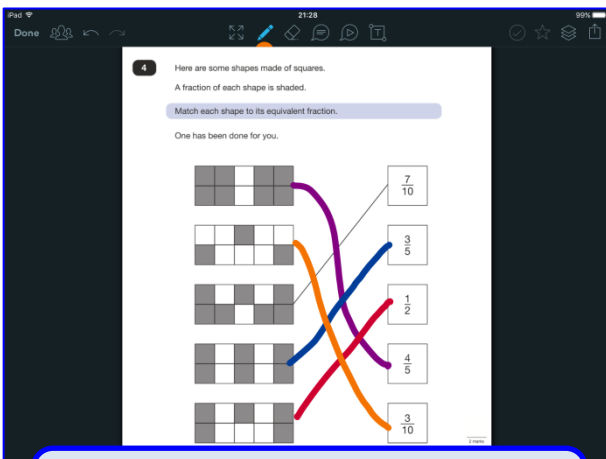
English

Write words, phrases and sentences to describe a setting or character.



English

Highlight important features of a text.



Maths

Answer past test questions on-screen to save photocopying papers.



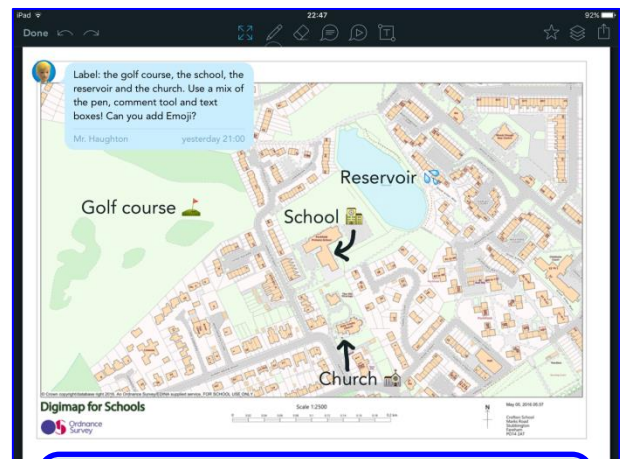
Science

Label a diagram or photo.



MFL

Draw a picture of a character then record yourself speaking as them.



Geography

Label places on a map.